

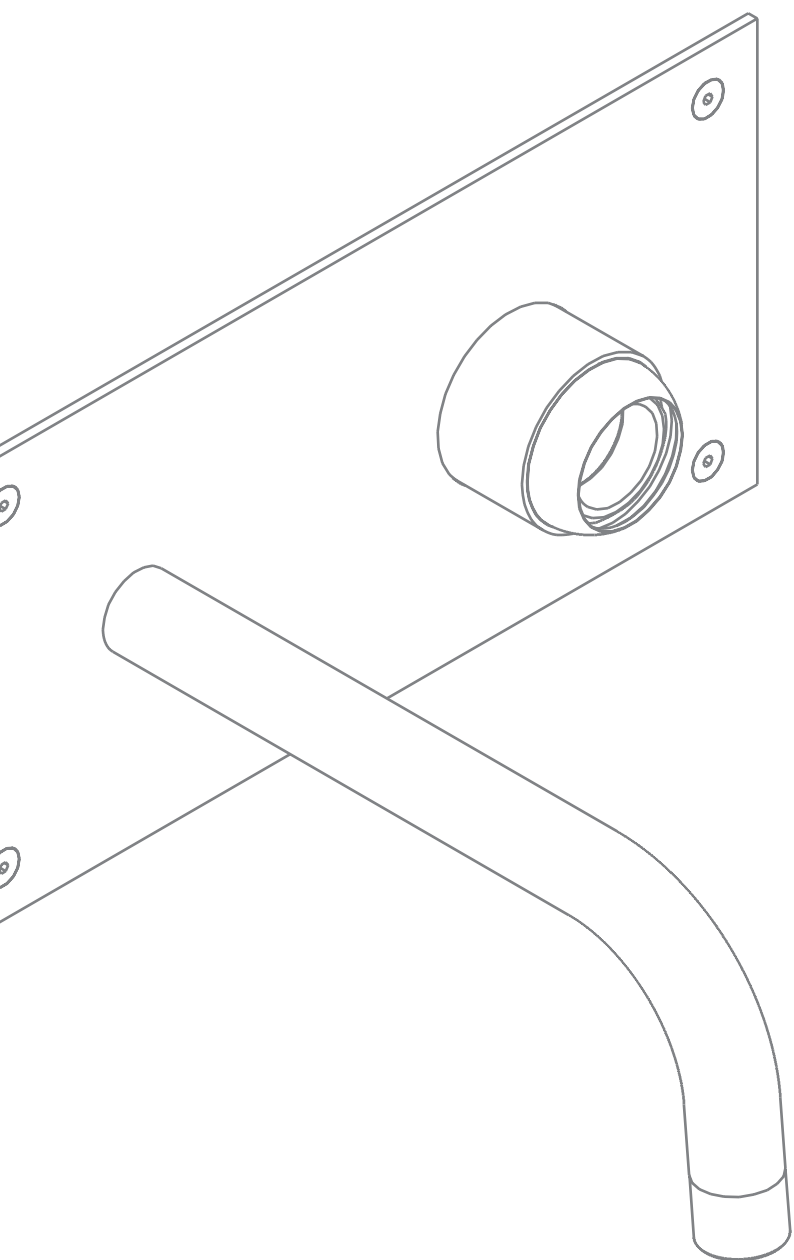
Sistemi incasso completi

Complete built-in systems
Vollständige Einbausysteme

Per lavabo, vasca e doccia

For washbasin, bathtub and shower

Für Waschtisch, Badewanne und Dusche



Incasso **lavabo** con piastra e scatola di protezione
Concealed basin mixer with plate and protection box
Einbauwaschtisch mit Platte und Schutzgehäus

Art. 810

Bocca tonda
Round spout
 Runde Auslauf

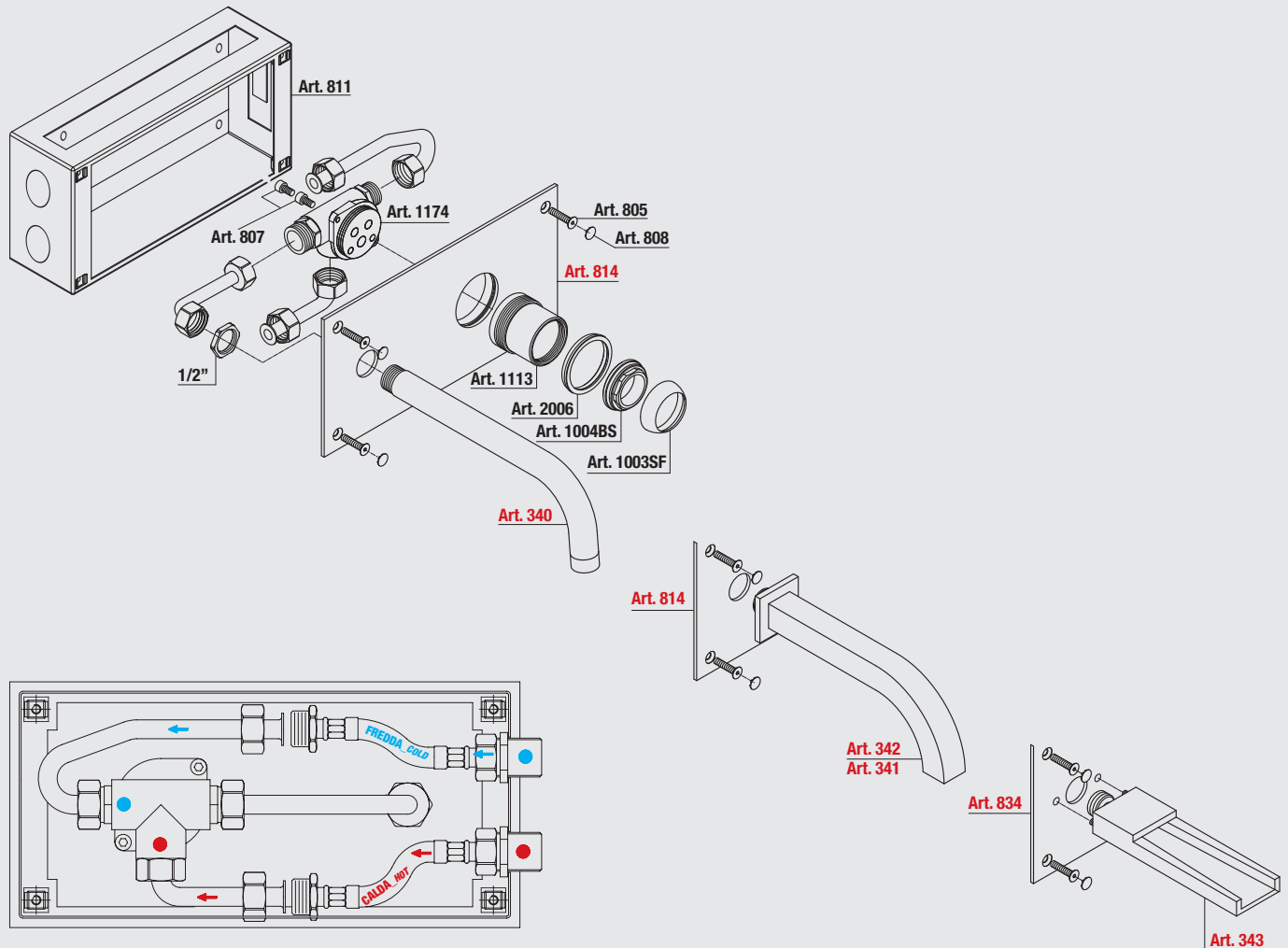


Art. 810/Q

Bocca quadrata
Square spout
 Quadratischem Auslauf



Schema consigliato per l'installazione
Installation scheme
 Installationsanweisung



Art. 810/R

Bocca rettangolare
Rectangular spout
Rechteckiger Auslauf

**Art. 810/W**


Bocca cascata
Waterfall spout
Kaskadenauslauf

**Art. 1113**

Anello sede cartuccia
Cartridge ring seat
Kartuschenringsitz

**Art. 1003SF**

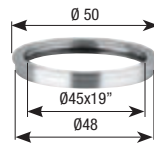
Cappuccio ABS
ABS cap
ABS-Kappe

**Art. 1004BS**

Ghiera
Ring nut
Gewindehülse

**Art. 2006**

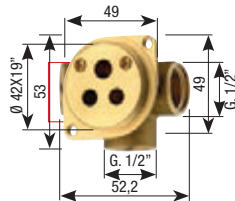
Anello fissaggio
Fixing ring
Haltering

**Art. 1000**

Riduttore per cartuccia Ø 35 ABS
Cartridge reduction Ø 35
ABS-Kartuschenverminderung Ø 35

**Art. 1174**

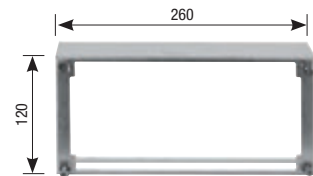
Corpo miscelatore lavabo da incasso
Concealed basin mixer body only
Mischbatterie-Einbaukörper für Waschtische

**Art. 808**

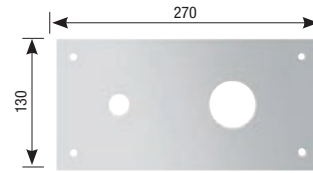
Tappo coprivite
Screw cover
Schraubenabdeckungsstopfen

**Art. 811**

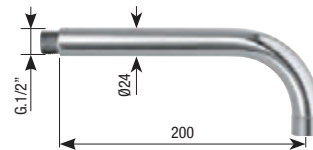
Scatola incasso fissaggio L.260
Concealed fixing box L.260
Gehäuse für die Einbaubefestigung L.260

**Art. 814**

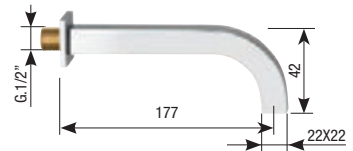
Piastra 270x130x2
Plate 270x130x2
Platte aus Chrom 270x130x2

**Art. 834**

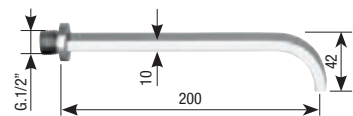
Piastra 270x130x2
Plate 270x130x2
Platte aus Chrom 270x130x2

**Art. 340**

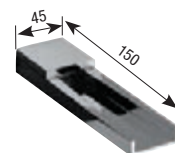
Bocca tonda
Round spout
Runde Auslauf

**Art. 342**

Bocca quadrata
Square spout
Quadratischer Auslauf

**Art. 341**

Bocca rettangolare
Rectangular spout
Rechteckiger Auslauf

**Art. 343**

Bocca cascata
Waterfall spout
Kaskadenauslauf

Art. 800/R

Bocca rettangolare
Rectangular spout
Rechteckigem Auslauf



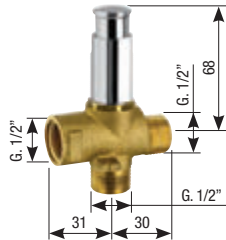
Art. 1113

Anello sede cartuccia
Cartridge ring seat
Kartuschenringsitz



Art. 2905SF

Deviatore 2 vie bordovasca automatico
Deck diverter 2 ways automatic
Automatisches 2-Wege-Umstellventil für Wannenrandarmaturen



Art. 1003SF

Cappuccio ABS
ABS cap
ABS-Kappe



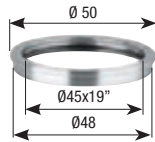
Art. 1004BS

Ghiera
Ring nut
Gewindehülse



Art. 2006

Anello fissaggio
Fixing ring
Haltering



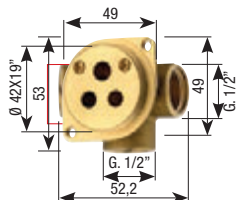
Art. 1000

Riduttore per cartuccia Ø 35 ABS
Cartridge reduction Ø 35
ABS-Kartuschenverminderung Ø 35




Art. 1174

Corpo miscelatore lavabo da incasso
Concealed basin mixer body only
Mischbatterie-Einbaukörper für Waschtische




Art. 801

Scatola incasso fissaggio L.330
Concealed fixing box L.330
Gehäuse für die Einbaubefestigung L.330



Art. 804

Piastra 340x130x2
Plate 340x130x2
Platte aus Chrom 340x130x2



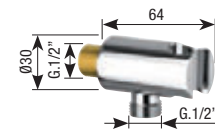
Art. 808

Tappo coprivite
Screw cover
Schraubenabdeckungsstopfen




Art. 269

Supporto doccia
Shower holder
Duschhalterung




Art. 270

Supporto doccia
Shower holder
Duschhalterung



Art. 340

Bocca tonda
Round spout
Runde Auslauf



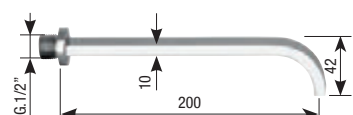
Art. 342

Bocca quadrata
Square spout
Quadratischer Auslauf




Art. 341

Bocca rettangolare
Rectangular spout
Rechteckiger Auslauf




SYSTEM BOX

Miscelatore **doccia** incasso universale con scatola universale e cartuccia intercambiabile
*Universal concealed **shower** mixer with universal box and exchangeable cartridge*
 Universal-Einbaumischbatterien für **Duschen** mit Universalgehäuse
 und untereinander auswechselbaren Kartuschen




INSTALLATION Art. 3181CG page 160

Art. 3181CG
Scatola di assemblaggio
Multipurpose assembling box
Montagegehäuse



Art. 3181ME
Membrana isolante
Insulating membrane
Isolierungsmembran



Art. 3183
Coperchio scatola
Box cover
Gehäuseabdeckung



Art. 3185
Prolunga G.1/2"
Extension G.1/2"
Verlängerung mit 1/2"-Drehung



Art. 3181G1/2
Guarnizione G.1/2"
Gasket G.1/2"
Dichtung mit 1/2"-Drehung



Art. 3186
Prolunga G.3/4"
Extension G.3/4"
Verlängerung mit 3/4"-Drehung



Art. 3181G3/4
Guarnizione G.3/4"
Gasket G.3/4"
Dichtung mit 3/4"-Drehung



SISTEMI
INCASSO COMPLETI



Art. 3180K40



Art. 3180K35



Art. 3180K35 SC


Art. 1161
Anello sede cartuccia
Cartridge ring seat
Kartuschenringsitz



Art. 1013/35
Anello sede cartuccia
Cartridge ring seat
Kartuschenringsitz




Art. 1004BS
Ghiera
Ring nut
Gewindehülse



Art. 1500
Cappuccio ABS
ABS cap
ABS-Kappe



Art. 1003SF
Cappuccio ABS
ABS cap
ABS-Kappe



Art. 3180R035
Fondello per cartuccia Ø 35
Bottom for cartridge Ø 35
Abschlusskappe für Kartuschen mit Ø 35



Art. 1501
Ghiera serraggio
Ring nut
Gewindeverschraubung



Art. 1004BS
Ghiera
Ring nut
Gewindehülse



Art. 1468
Anello sede cartuccia
Cartridge ring seat
Kartuschenringsitz



Art. 3180R040
Fondello per cartuccia Ø 40
Bottom for cartridge Ø 40
Abschlusskappe für Kartuschen mit Ø 40



Art. 3180R035
Fondello per cartuccia Ø 35
Bottom for cartridge Ø 35
Abschlusskappe für Kartuschen mit Ø 35



Art. 1465
Cappuccio scorrevole
Sliding sleeve
Schiebehäube

